

DX-2106H

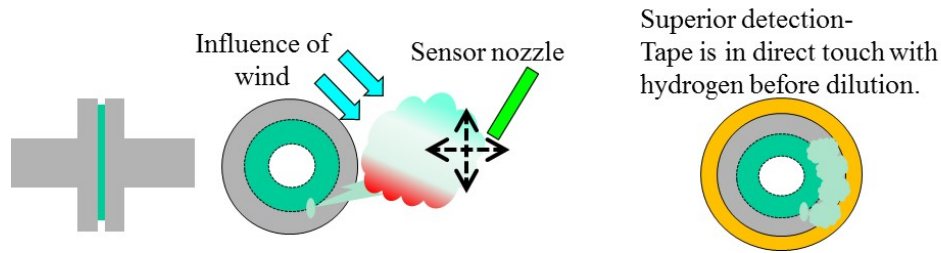
NITTO HYDROGEN DETECTION TAPE

PRODUCT DESCRIPTION

Nitto Hydrogen Detection Tape allows for the visual detection of hydrogen gas leaks by permanently changing color when in contact with hydrogen gas.

FEATURES

- Tape visually changes color, from amber to black, in as little as 10 seconds when exposed to H₂ (depending on the flow rate, temperature, time and percentage of hydrogen).
- Provides an additional safety net for detecting gas leaks and improves detection time by making it easier to find intermittent leaks.
- Is highly sensitive and can detect hydrogen leaks that contain as little as 1% H₂ concentration.
- DX-2106H will not return to its original color once exposed to hydrogen gas.
- Easy to use; applies the same as a typical silicone /polyimide PSA.
- Can be used in most indoor or outdoor environments.
- Superior capability in detecting the location of the H₂ leak when compared to conventional portable or stationary sensors.
- Less influenced by wind, position, duration, skills, etc.
- Easy to check vertical and bottom faces.



Portable/Stationary Sensor vs. DX-2106H Tape

PRODUCT CONSTRUCTION

POLYIMIDE FILM

SILICONE ADHESIVE WITH H₂ DETECTION

APPLICATION

- Hydrogen detection tape can be easily applied to or wrapped around pipes, flanges, fittings, valves, access panels, etc. to immediately identify an exact hydrogen leak location.
- The permanent color-change identifies the exact leak location even if the H₂ line is shut off.
- Applications include and are not limited to power and chemical plants, transportation markets, hydrogen Co-Generators, fuel stations, storage tanks, compressors, new energy markets and more.

PROPERTIES, CERTIFICATIONS AND SPECIFICATIONS

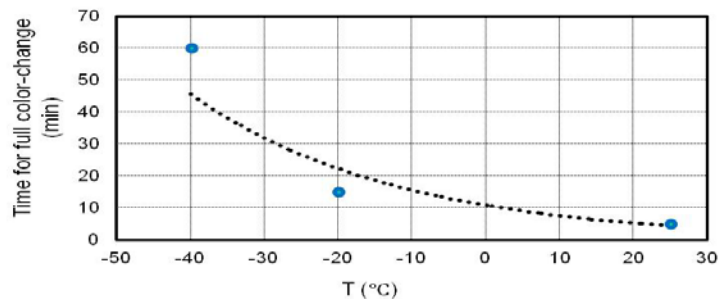
Backing Material	1-Mil Polyimide Film	
Pressure Sensitive Adhesive	Silicone with H ₂ Detection Properties	
Color	Amber	
	Imperial	Metric
Total Tape Thickness	2.4 mils	0.06 mm
Adhesion to Steel	18 oz/in	5 N/ 25mm
Tensile Strength	36 lbs/in	158 N/ 25mm
Elongation	67%	67%
Dielectric Strength	7,080 V (Voltage elevation speed 0.5V/sec)	

*CAUTION: The above are typical values and should not be used in writing specifications. Customer is responsible to ensure product meets intended application requirements before approved for use.

Temperature vs. Reactivity

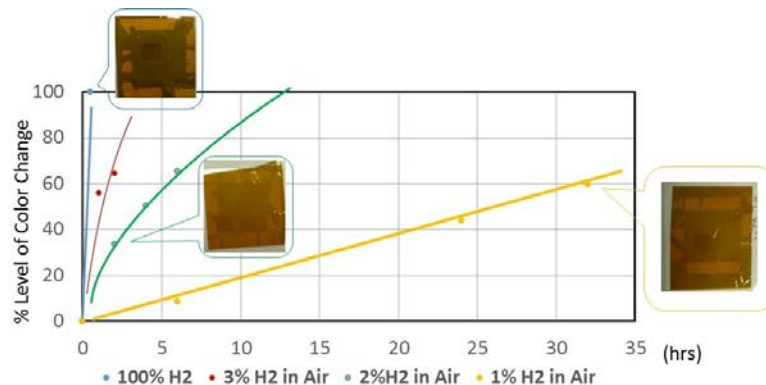
- Tape was exposed to 100% H₂ (6mL/min) at -40°C, -20°C, and room temperature to confirm color-change reaction.
- Result: Color-change to black was observed in 15min at -20°C, in 60min at -40°C and in 5min at room temperature.

* Reactivity with H₂, at higher temperature, higher flow rate, and/or higher concentration will result in more immediate color-change



Color-Change Speed vs. H₂ Concentration

- Color-change was observed with 1%, 2%, 3% H₂ in air and 100% H₂ at room temperature and 100mL/min flow rate.
- With 100% H₂, full color-change at less than 5 minutes.
- With 1% H₂ in air, color-change can be observed in about 30hrs.



Environmental Durability

Condition	Duration	Color-Change after Aging	After Aging, H ₂ Exposure
High Temp.	60°C x 6 months	No Color-Change	Reacted, Black
Low Temp.	- 5°C x 6 months	No Color-Change	Reacted, Black
High Humidity	40°C x 95% RH x 6 months	No Color-Change	Reacted, Black
Weather Resistance	Outdoor Exposure 6 months Under Florida Sunshine	No Color-Change	Reacted, Black
Water Immersion	Total Water Immersion (Room Temp.) x 6 months	No Color-Change	Reacted, Black

* Tapes applied on SUS316 pipe were aged at various conditions and confirmed for color-change with H₂ at room temperature.

GENERAL STORAGE CONDITIONS

Store in 50-80°F (10-27°C), 25-50% relative humidity; out of direct sunlight.

PRECAUTION REMINDER

This product is intended for use as a localized hydrogen gas indicator, and should be used as part of a comprehensive gas detection system. DX-2106H will not prevent H₂ leaks. Customers should not rely solely on this product to monitor the safety of a facility where flammable or hazardous gases are present.

Please do not use this tape for detecting other reducing gases, like silane. Such gases have not been tested and may react with the tape aggressively.

Surface should be clean, free of oil, moisture and dirt before applying. Pressure-sensitive adhesive tapes may require pressure by roller, hand or press when applying. Not doing so may affect the general properties and appearance. Please inspect your surface prior to application; this tape may not adhere well to extremely uneven or distorted surfaces. Please remember to allow adequate time for full adhesive strength.

WARRANTY INFORMATION

Unless Nitto agrees otherwise in a written agreement signed by Nitto, the warranty information and other terms of sale can be found in the Nitto Terms and Conditions of Sale in the legal section of www.nittousa.com and are hereby incorporated by reference.